

MATCH THE SOLIDS

Exhibit 3 - Learning about solids, sorting objects by shape, counting to 10

• **Level of difficulty**
Level 1

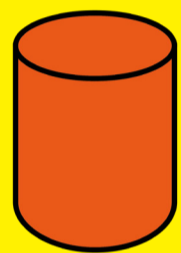
• **Duration of the activity**
15 minutes

• **Number of participants**
Individual or pair activity

• **Mathematical concept**
Solids recognition, counting, sorting objects, shape recognition

• **Inventory**
- 6 different solids
- 24 cards with images of objects of daily life


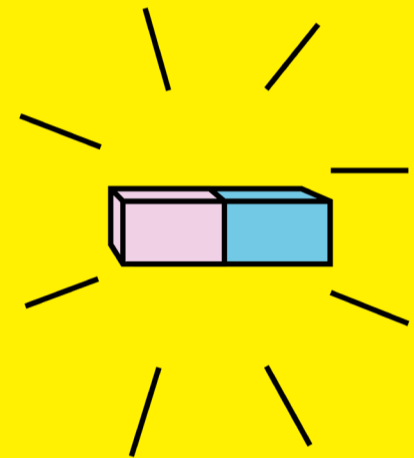
• **Skills worked on**
- The child compares objects
- The child learns to classify objects according to criteria: faces, shapes
- The child connects the shapes of solids with the shapes of objects they may encounter in their daily life





Cylinder
3 faces



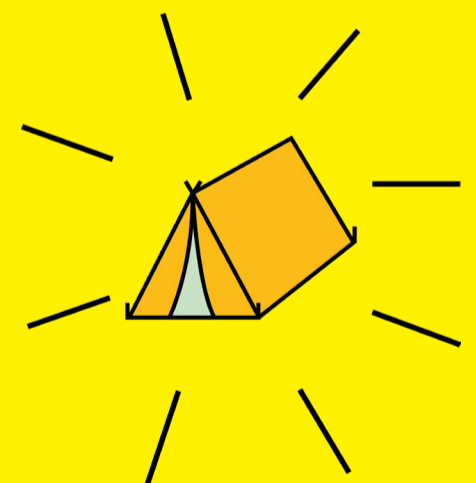
Cuboid
6 faces



Cube
6 faces



Triangular prism
5 faces



To Go Further
Level 2

Encourage the child to match the solids to the objects in the room where the activity takes place.

Learn more about the Recreamaths project at recreamaths.eu