

REFRESHING SUMMER PUZZLE

Exhibit 4 - Counting up to 10, shapes, ordering numbers

• **Level of difficulty**
Level 1

• **Duration of the activity**
10 minutes


• **Number of participants**
Individual activity

• **Mathematical concept**
Counting up to 10, shapes,
ordering numbers

• **Inventory**
Twenty watermelon shapes:
ten with the numbers and ten
with the seeds

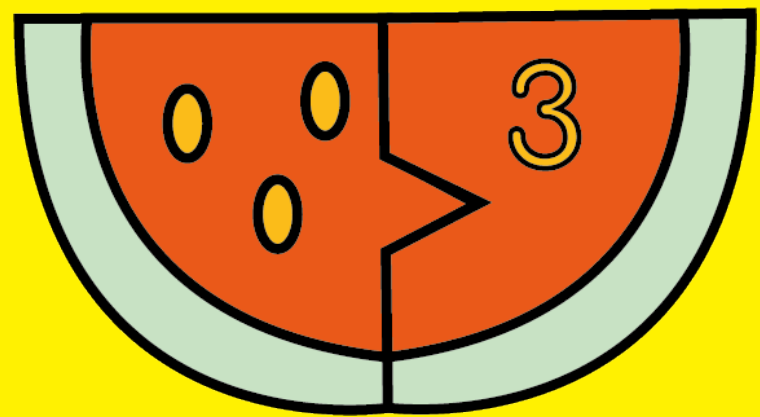
• **Skills worked on**
- Comparison of objects
- Recognition of two complemen-
tary shapes
- Observation and counting

1




Touch two watermelon pieces: one with seeds, another with numbers. Read the numbers on each half to your teacher.

2



Connect the watermelon pieces of equal value as if they were a puzzle.

3



Check the work done with your teacher!

To Go Further
Level 2

Put the halves of the watermelon in order from 1 to 10 and, using real seeds (beans or lentils for example), group the right number of seeds for each half.

Learn more about
the Recreamaths project
at recreamaths.eu