

SORT YOUR VEGETABLES

Exhibit 5 - Solving a problem on the concepts of size and measurement.
Observation, comparison, sorting.

• **Level of difficulty**
Level 1

• **Duration of the activity**
10 minutes


• **Number of participants**
Individual activity

• **Mathematical concept**
Sorting objects by length



• **Inventory**
- workshop sheet
(Longer / Shorter Sheet)
- Vegetables of different length

• **Skills worked on**
- The child identifies the meaning of length and learns how to compare the length of two objects.
- The child learns to classify objects according to a criterion, here the difference in the length

SHORTER



LONGER



To Go Further
Level 2

Using a ruler can help students measure each strip and compare them to the formal units (cm). They can then sort all the pieces from shorter to longer.

Learn more about the Recreamaths project at recreamaths.eu