



Worksheet

« The star wars »

Level of difficulty	Level 1
Duration of the activity	10 minutes
Number of participants	In pairs
Mathematical concept	Working on subtraction by finding the complement to 10
Inventory of the hands-on exhibit	<ul style="list-style-type: none">- 1 game stand made of featherboard- 10 stars (3D printing)

Instruction and description of the activity, step by step

Instruction	<p>Player 1 > Place all the stars on the board.</p> <p>Player 2 > Make as many stars disappear as you want.</p> <p>Player 1 > Find the number of stars that have disappeared.</p>
--------------------	---





Step by step	Description	Illustration
Step 1	Player 1 > place 1 star in each circle on the board	
Step 2	Player 1 > hide your eyes or turn around	

Step 3

Player 2 > Make any number of stars between 1 and 10 disappear.

- To do this, push each star that is in the split circles.

- The stars will disappear under the game board.



Final step

Player 1 > find the number of stars that player 2 has removed.

